



# ODYSSEY

A JOURNEY INTO ADVENTURE



Educational  
Theatre

**ArtSpot**

## GENERAL ORGANIZATION OF THE BOOKLET

The booklet is organized in three main levels: **Level 1** for beginners of the English Language, **Level 2** for an intermediate class and **Level 3** for advanced students. There is a special Level prepared for **Native Speakers** of the language for those countries in which English is spoken as a mother tongue.

Besides, each level has been divided into **three sessions** in which learners might have an approach to the story, plot, characters and they would have the possibility to solve creative activities before and after the play.

The **duration** of either session would take between **30 and 50 minutes** with a final task to write/stick on the posters given.

IN ARTSPOT WE STRONGLY BELIEVE THAT THE USE OF THE BOOKLET IN CLASS WILL ENRICH STUDENTS' EXPERIENCE BY HELPING THEM TO COMPREHEND THE STORY DEEPLY. WIDENING THEIR LANGUAGE AND PROVIDING THE CONDITIONS TO EXPLORE ENGLISH WITHIN AN INGENIOUS AND INNOVATIVE CONTEXT.

### Sessions

**1. Name: Getting ready to sail!**

Duration: 30-40 minutes

Skills: getting to know the story, meeting the characters, reading comprehension.

**2. Name: The Journey**

Duration: 40-50 minutes

Skills: Organizing the plot, learning/putting into practice useful expressions and vocabulary.

**3. Name: Arrival**

Duration: 40-50 minutes

Skills: anticipating the play, role-playing the characters, creative writing.

**SpeakingSpots** encourage cooperative learning by debating in small or big groups, discussing about specific topics or sharing thoughts with the whole class.

**PosterSpots** provide students the possibility to make their learning visible by adding summarized information or solving creative thinking tasks on the posters designed for the classrooms.

 **THE PLOT**

The story begins in Greece, on the Island of Ithaca.

Penelope and Ulysses live in the Palace. They are in love.

Ulysses goes to war and leaves Penelope with his friend Antinous and Cleia, the servant.

Ulysses gives Penelope a bow.

While Ulysses is at war, he sends letters to Penelope telling her he will be back home soon.

At the Palace, Antinous receives the letters and tears them.

Antinous invents that Ulysses is dead and forces Penelope to marry him.

Penelope accepts, but not before she finishes her veil.

Cleia sees Penelope unweaving the veil.

Cleia tells Antinous about the situation.

Antinous is angry. He tells Penelope to marry him at once!



# ODYSSEY IN A CIRCLE

- A. READ THE STORY WITH THE HELP OF YOUR TEACHER.
- B. WRITE NUMBERS ON THE PICTURES.





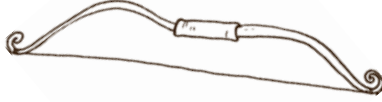
# IT'S TIME TO COLOR!

- A. LOOK AT THE ELEMENTS.
- B. MATCH THEM WITH THE CHARACTERS.
- C. READ THE INSTRUCTIONS AND COLOR THE OBJECTS.



**PENELOPE**

COLOR THE BOW BROWN



COLOR THE PALACE BLACK



**ULYSSES**


COLOR THE LETTERS GREY



COLOR THE WINDOW RED




COLOR THE VEIL YELLOW



**ANTINOUS**

COLOR THE SHIP BLUE



**CLEIA**

## SpeakingSpot:

Talk to the person next to you. Who is your favorite character? My favorite character is.....

## PosterSpot:

Session 1 is coming to an end, but before, ask your teacher to help you with the following task: Write the name of the characters and elements on the first part of the Odyssey poster.

### MULTIPLE CHOICE

CHOOSE THE BEST ANSWER TO CHECK COMPREHENSION

- a. Cleia is a **servant / a dancer / a teacher**
- b. Antinous is **Penelope's friend / Ulysses' friend / Cleia's friend**
- c. Penelope is in love with **a servant / Antinous / Ulysses**
- d. Ulysses promises Penelope to write **letters / go on holiday / call her**
- e. Cleia sees Penelope talking to **Antinous / unweaving the veil / dancing**

### HELLO! WE ARE THE CHARACTERS!

- a. Read the characters' presentations.
- b. Put **SHE** if it's a girl or **HE** if it's a boy.



PENELOPE IS IN LOVE WITH ULYSSES.  
 \_\_\_\_\_ LIVES IN THE PALACE  
 \_\_\_\_\_ IS UNRAVELING THE VEIL.

ULYSSES IS GOING TO WAR  
 \_\_\_\_\_ GIVES PENELOPE A BOW.  
 \_\_\_\_\_ THINKS ANTINOUS IS A GOOD FRIEND





ANTINOUS IS ULYSSES' FRIEND  
--- TEARS ULYSSES' LETTER.  
--- WANTS TO MARRY PENELOPE

CLEIA IS PENELOPE'S SERVANT.  
--- TALKS TO ANTINOUS ALL THE TIME.  
--- SEES PENELOPE THROUGH A WINDOW



**PosterSpot:**

Choose one of the following messages for Penelope. Write it on your classroom poster.

STAY STRONG!

CLEIA IS SPYING ON YOU!

ANTINOUS IS LYING!

CLEIA IS NOT YOUR FRIEND!

ANTINOUS IS A BAD PERSON!

DON'T FINISH THE VEIL!

DON'T LISTEN TO ANITONUS!

WAIT FOR ULYSSES!

DON'T MARRY ANTINOUS

# THE WEDDING

IMAGINE ANTINOUS AND PENELOPE ARE GETTING MARRIED. CLEIA IS PREPARING EVERYTHING. HELP HER COMPLETE THE INVITATION. THERE ARE SOME WORDS TO HELP YOU.

- POP & ROCK
- AT NIGHT
- IN THE AFTERNOON
- IN THE PALACE
- IN THE KITCHEN

*Come To Penelope and Antinous' Wedding!*

PLACE: .....

FOOD: .....

TIME: .....

MUSIC: .....

- VEGETABLES & FRUIT
- HOT DOGS
- CLASSICAL

# TANGLED WORDS

HERE ARE SOME WORDS RELATED TO THE PLAY. CAN YOU ADD MORE?

C  
U  
L  
Y  
S  
S  
E  
S  
E  
I  
A

**PosterSpot:**  
Share your letters on the poster and make a bigger word map!



GETTING READY TO SAIL!



THE JOURNEY

ARRIVAL

