



# ODYSSEY

A JOURNEY INTO ADVENTURE



Educational  
Theatre

**ArtSpot**

## GENERAL ORGANIZATION OF THE BOOKLET

The booklet is organized in three main levels: **Level 1** for beginners of the English Language, **Level 2** for an intermediate class and **Level 3** for advanced students. There is a special Level prepared for **Native Speakers** of the language for those countries in which English is spoken as a mother tongue.

Besides, each level has been divided into **three sessions** in which learners might have an approach to the story, plot, characters and they would have the possibility to solve creative activities before and after the play.

The **duration** of either session would take between **30 and 50 minutes** with a final task to write/stick on the posters given.

IN ARTSPOT WE STRONGLY BELIEVE THAT THE USE OF THE BOOKLET IN CLASS WILL ENRICH STUDENTS' EXPERIENCE BY HELPING THEM TO COMPREHEND THE STORY DEEPLY. WIDENING THEIR LANGUAGE AND PROVIDING THE CONDITIONS TO EXPLORE ENGLISH WITHIN AN INGENIOUS AND INNOVATIVE CONTEXT.

### Sessions

**1. Name: Getting ready to sail!**

Duration: 30-40 minutes

Skills: getting to know the story, meeting the characters, reading comprehension.

**2. Name: The Journey**

Duration: 40-50 minutes

Skills: Organizing the plot, learning/putting into practice useful expressions and vocabulary.

**3. Name: Arrival**

Duration: 40-50 minutes

Skills: anticipating the play, role-playing the characters, creative writing.

**SpeakingSpots** encourage cooperative learning by debating in small or big groups, discussing about specific topics or sharing thoughts with the whole class.

**PosterSpots** provide students the possibility to make their learning visible by adding summarized information or solving creative thinking tasks on the posters designed for the classrooms.

 **THE PLOT**

Queen Penelope and King Ulysses lived in Greece on the Island of Ithaca. Our story begins while Ulysses trains with his men as they are about to go off and fight in the Trojan War.

Ulysses asks Penelope to wait for him until his return.

He gives her his unique golden bow so she has something to remember him every day.

Ulysses asks his best friend, Antinous, to care for his beloved.

Penelope promises to wait for him.

Ulysses goes to war and defeats the enemies. He then writes a letter to his best friend Antinous commanding him to inform Penelope that he is on his way back home.

Back in Ithaca, Antinous receives Ulysses' letter and secretly tears it into pieces.

He calls Cleia, Penelope's servant, and announces to her that Ulysses has died in war.

Antinous asks Cleia to go and notify Penelope of Ulysses' death, and orders her to convince Penelope to take him as her new husband.

Penelope doesn't believe the sad news and claims that she will only marry again once she has finished weaving her veil.

In her heart, she knows Ulysses is alive, so she comes up with this plan.

Some days later, Antinous reads the second letter and tears it into pieces again.

He calls Cleia and orders her to spy on Penelope, as he doesn't understand why the veil isn't finished yet.

Cleia looks through the queen's window and sees Penelope unweaving the veil.

Cleia goes and tells Antinous about what she saw.

He enters the palace and forces Penelope to marry him the next day.

Ulysses is still sailing the Open Sea and Penelope is about to make the most relevant decision in her life.



## ODYSSEY IN A CIRCLE

- A. PUT THE FOLLOWING PARTS OF THE STORY IN ORDER BY WRITING A NUMBER INSIDE THE CIRCLES.
- B. WRITE THE DIALOGUES BETWEEN THE CHARACTERS FOR EACH SITUATION.

Antinous enters the palace and forces Penelope to marry him the next day.

Ulysses gives Penelope his unique golden bow so she has something to remember him every day.




Cleia looks through the queen's window and sees Penelope unweaving the veil.



Antinous tears the letter and tells Cleia to notify Penelope of Ulysses' death

Penelope doesn't believe Cleia and thinks of a plan.





Penelope, I give you this bow.....



Go and tell.....



Ulysses can't be dead! I.....



Oh, no! Penelope is...



Now, you are going to.....

**#HashtagSpot**

a. Look at the words in the box and complete the hashtags.

GOOD MEAN MAN FRIEND WOMAN STRONG A WARRIOR  
INTELLIGENT AN ENEMY PATIENT

#Cleias.....

#Antinousls.....

#Ulyssesls.....








#Penelops.....

**PosterSpot:** Choose your favorite hashtag and write it on your classroom poster

 **PENELOPE'S AGENDA**

IT WILL TAKE A LONG TIME FOR PENELOPE AND ULYSSES TO SEE EACH OTHER AGAIN. SO PENELOPE PLANS HER ACTIVITIES DAY BY DAY.

**A. WRITE THE MISSING DAYS OF THE WEEK**

|  |  |   |  |   |
|--|--|---|--|---|
|  | <b>MONDAY</b>  | <b>TUESDAY</b>  |  | <b>WEDNESDAY</b>  |
|  | Prepare some food for Ulysses' Crew  | Say goodbye to Ulysses  |  | Start my veil   |
|  |  |   |  |   |
|  | <b>THURSDAY</b>  | <b>FRIDAY</b>   | <b>SATURDAY</b>  | <b>SUNDAY</b>   |
|  |  | Meet my mother  | Walk outside the Palace with Cleia   | Continue with the veil  |
|  |  |  |  |  |

- ON MONDAY, PENELOPE .....
- ON TUESDAY, SHE .....
- ON WEDNESDAY .....
- ON THURSDAY .....
- ON .....
- ON .....
- ON .....

B. PENELOPE'S FRIENDS WANT TO SEE HER. THEY CREATED A WHATSAPP GROUP TO ORGANIZE THE GATHERING. IMAGINE YOU ARE PENELOPE. ANSWER THE QUESTIONS.



**Remember:** We use the present simple to talk about routines.  
We use the **infinitive** form of the verb with the following persons:

- ✓ I /you/we/they live in London.
- ✗ I /you/we/they **don't** live in London.

But with the third person singular (she/he/it), we add an **-s**:

- ✓ She/he /it lives in London.
- ✗ She/he /it **doesn't** live in London.

## TWO TRUTHS AND ONE LIE!

A. READ THE FOLLOWING SENTENCES AND GUESS WHICH ONE IS NOT TRUE.

**Cleia lives in the Palace.**  
**Antinous helps Ulysses.**  
**Penelope doesn't believe Antinous.**

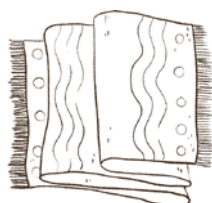
B. IT'S YOUR TURN NOW! WRITE THREE SENTENCES: TWO OF THEM MUST INCLUDE TRUE INFORMATION AND THE OTHER ONE SHOULD BE A LIE. THERE IS A BOX TO HELP YOU.



LETTER



DEAD



VEIL



BOW



WINDOW

**SpeakingSpot:** Get together with a person in your class whose surname starts with the same letter as yours. Then, read your sentences for the other to guess which one is the lie! Session 2 is coming to an end. Congratulations on your hard work! We have a task for you before finishing:

**PosterSpot:** Write the true sentences from the last activity on the classroom poster.



# A LETTER TO MY LOVE

- A. IMAGINE YOU ARE ULYSSES.
- B. AFTER WINNING THE WAR, YOU WRITE A LETTER TO YOUR BELOVED PENELOPE.
- C. USE THE EXPRESSIONS GIVEN BELOW TO COMPLETE THE LETTER.

THINK OF YOU      MISS YOU      CELEBRATING WITH THE CREW  
 LOVE YOU      WAIT FOR ME      TAKE CARE  
 HAPPY BUT VERY TIRED      WILL BE HOME SOON

DEAR \_\_\_\_\_,

\_\_\_\_\_

WE ARE \_\_\_\_\_

WE ARE THE WINNERS!

I WAKE UP EVERY DAY AND I \_\_\_\_\_

BECAUSE I REALLY \_\_\_\_\_.

I FEEL \_\_\_\_\_.

HOW ARE YOU? I \_\_\_\_\_.

PLEASE \_\_\_\_\_ AND \_\_\_\_\_.

REMEMBER \_\_\_\_\_,

\_\_\_\_\_ ULYSSES

# KEY WORDS

COMPLETE THE WORD ODYSSEY WITH KEY WORDS FROM THE PLAY. THERE IS ONE EXAMPLE.

ODYSSEY

ULYSSES

**PosterSpot:** Share your ideas with the whole class and complete this puzzle on the Odyssey poster.

